

DC-DC转换器快选表






DC-DC
模块型快选表

应用	系列		功率	输入电压	输出电压	隔离电压	工作温度	尺寸 (长 x 宽 x 高 mm)	安规
	图片	型号							
铁道 交通 产业		RSD-30	30W	9~36V, 18~72V, 40~160V	3.3V, 5V, 12V, 24V	4KVDC	-40~+70°C	113 x 60 x 25	 UL/CB/ RCM/ EAC/CE/ UKCA
		RSD-60	60W	9~36V, 18~72V, 40~160V	3.3V, 5V, 12V, 24V	4KVDC	-40~+70°C	128 x 60 x 25	
		RSD-100	100W	16.8~31.2V, 33.6~62.4V, 67.2~143V	5V, 12V, 24V	4KVDC	-40~+70°C	161 x 68 x 36	
		RSD-150	150W	16.8~31.2V, 33.6~62.4V, 67.2~143V	5V, 12V, 24V	4KVDC	-40~+70°C	189 x 77 x 36	
		RSD-200	200W	16.8~31.2V, 33.6~62.4V, 67.2~143V	12V, 24V, 48V	4KVDC	-40~+70°C	191 x 86 x 40	
		RSD-300	300W	16.8~31.2V, 33.6~62.4V, 67.2~143V, 25.2~46.8V, 50.4~93.6V	5V, 12V, 24V, 48V	4KVDC	-40~+85°C	216 x 96.5 x 40	
		RSD-500	500W	16.8~33.6V, 33.6~67.2V, 67.2~154V	12V, 24V, 48V	4KVDC	-40~+80°C	237 x 100 x 41	
		DDR-120	120W	9~18V, 16.8~33.6V, 33.6~67.2V, 67.2~154V	12V, 24V, 48V	4KVDC	-40~+70°C	32 x 125.2 x 102	 UL/CB/ RCM/ EAC/CE/ UKCA
		DDR-240	240W	16.8~33.6V, 33.6~67.2V, 67.2~154V	24V, 48V	4KVDC	-40~+70°C	40 x 125.2 x 113.5	
		DDR-480	480W	16.8~33.6V, 33.6~67.2V, 67.2~154V	12V, 24V, 48V	4KVDC	-40~+80°C	85.5 x 125.2 x 129.2	

DC-DC转换器快选表



DC-DC
模块快选表

应用	封装	系列		功率	输入电压	输出电压	输出稳压	隔离电压	工作温度	尺寸 (长 x 宽 x 高 mm)	安规	
		图片	型号									
轨道交通产业	DIP24		RSDW08	8W	24V (9~36V) 48V (18~75V)	3.3V 5V 12V 15V	稳压	1.5KVDC	-40~+85°C	31.8 x 20.3 x 10.2	EAC/CE/ UKCA	
			RDDW08	8W	24V (9~36V) 48V (18~75V)	±5V ±12V ±15V		1.5KVDC	-40~+85°C	31.8 x 20.3 x 10.2		
			RSDW10	10W	110V (43~160V)	3.3V 5V 12V 15V		3KVDC	-40~+85°C	31.8 x 20.3 x 12.7		EAC/CE/ UKCA
			RDDW10	10W	110V (43~160V)	±5V ±12V ±15V		3KVDC	-40~+85°C	31.8 x 20.3 x 12.7		
	2"x1"		RSDW20	20W	24V (9~36V) 48V (18~75V) 110V (43~160V)	3.3V 5V 12V 15V		1.5/3KVDC (依机型)	-40~+85°C	50.8 x 25.4 x 10.2	UL/EAC/ CE/UKCA	
			RDDW20	20W	24V (9~36V) 48V (18~75V) 110V (43~160V)	±5V ±12V ±15V		1.5/3KVDC (依机型)	-40~+85°C	50.8 x 25.4 x 10.2		
			RSDW20UW	20W	12V, 24V, 48V 72V, 96V, 110V (8.5~160V)	5V 12V 15V		3KVDC	-40~+95°C	50.8 x 25.4 x 10.2		
			RDDW20UW	20W	12V, 24V, 48V 72V, 96V, 110V (8.5~160V)	±12V ±15V ±24V		3KVDC	-40~+95°C	50.8 x 25.4 x 10.2		
			RSDW40	40W	24V (9~36V) 48V (18~75V) 110V (40~160V)	3.3V 5V 12V 15V 24V 48V		1.6/3KVDC (依机型)	-40~+90°C	50.8 x 25.4 x 10.5		EAC/CE/ UKCA
			RDDW40	40W	24V (9~36V) 48V (18~75V)	±12V ±15V		1.6KVDC	-40~+90°C	50.8 x 25.4 x 10.5		
			RSDW60	60W	24V (9~36V) 48V (18~75V) 110V (40~160V)	3.3V 5V 12V 15V 24V 48V		1.6/3KVDC (依机型)	-40~+85°C	50.8 x 25.4 x 10.5		
			RDDW60	60W	24V (9~36V) 48V (18~75V)	±12V ±15V		1.6KVDC	-40~+85°C	50.8 x 25.4 x 10.5		
	1/4 砖		RQB40W12	40W	24V, 36V, 48V, 72V, 96V, 110V (14~160V)	5V 12V 24V 48V 54V		3KVDC or 2KVAC	-40~+90°C	57.9 x 36.8 x 12.7	UL/EAC/ CB/CE/ UKCA	
			RQB60W12	60W	24V, 36V, 48V, 72V, 96V, 110V (14~160V)	5V 12V 24V 48V 54V		3KVDC or 2KVAC	-40~+90°C	57.9 x 36.8 x 12.7	EAC/CE/ UKCA	
			RQB150W12	150W	24V, 36V, 48V, 72V, 96V, 110V (14~160V)	12V 24V 48V 54V		3KVAC	-40~+90°C	57.9 x 36.8 x 12.7		
			RQB150W3	150W	72V, 96V, 110V (60~160V)	12V 24V 48V 54V		3KVAC	-40~+90°C	57.9 x 36.8 x 12.7		